



LINC LN SCHOOL

NEWSLETTER
Week of May 17, 2021

Dr. Stephen Ferraro
Principal

Phone: (201) 994-1830

Upcoming Events:

May 28th - June 1st - Memorial Day Break

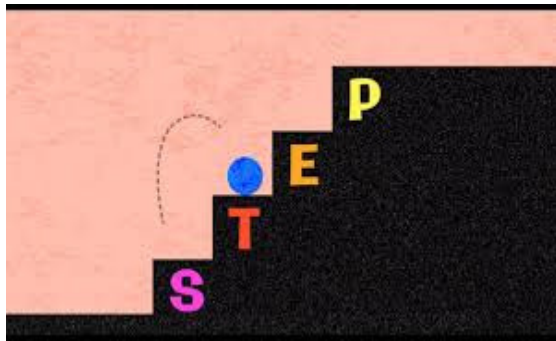
Ms. Butler

Although it has been a crazy year, all things considered, the Dance students persevered! Students of all grades and abilities should be proud of how they continued to participate, practice their dances, and engage in discussions on various important topics. Spending a year concentrating on one style of dance gave students the chance to dance confidently. As students move from year to year, they will be introduced to a new style of dance, and learn more about its impact on society. Any students in Grades 4th-6th wishing to make a video, for the final compilation video, can follow the instructions on Google Classroom! All videos must be submitted by June 4th.





Mrs. Alkin



Believe it or not, we only have one more month of our SEL Guidance Lessons! In the younger grades, we are practicing to use a Problem Solving Model to help deal with various problems and situations. The children have been taught to follow STEP: State the problem, Think about solutions, Evaluate the solutions, Pick the solution. This model is helpful to use with

everyday situations, and also for problems on a grander scale as well. In the upper grades, we've looked at the importance of humility and modesty. We agreed that it takes courage to show modesty, as opposed to bragging about ourselves. Some very interesting conversations were held debating if certain actions were considered celebrating success, which is humble, or if it was a bragging situation. It is such a pleasure to be able to have these mature discussions and debates with your children!



Mr. Carbone

Lincoln School's Music program is wrapping up an exciting year! Our Fourth and Fifth Grade students are reviewing subjects learned in the beginning of the year, including notes on the grand staff, rhythms, and form. In addition,




Kindergarten and Sixth Grade students are preparing songs

for their graduations. Third grade is learning about musical instruments, how they work, and their families, in preparation for choosing a band instrument next year. Finally, Lincoln's First and Second Grade students are learning how to sign AMERICA in a song, as well as expanding their song repertoire. It's been a musical year at Lincoln School!





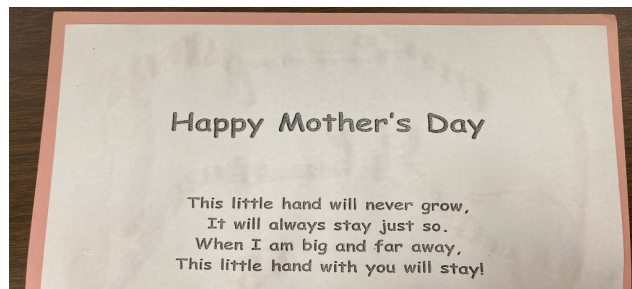
Mrs. Davidson, Ms. Haystrand, and Mrs. McKenna



The OT students have been very busy this month with thanking and honoring their mothers and special female individuals in their lives. They participated in, and created projects in OT that showed their love and appreciation for these women. In addition, the students have been working on their fine motor and visual perceptual



skills through puzzles, engaging worksheets, and so many fantastic sensory motor activities. We are looking forward to working on some Memorial Day activities, and looking towards the warmer weather and summertime coming up soon!



Ms. Fares

At Lincoln School, the Technology students are sharpening their Math skills. Using the website mathgames.com, we worked on grade level skills that we were familiar with. Then we tried skills that we wanted to learn more about. Finally, we were able to choose some Math games to work on. The students can always go back to this



website to practice their skills. Mathgames.com gives a large selection of activities for each grade. We are seeing that Math can be fun!





Mr. Fells and Mr. Mazzarisi



Physical Education classes started a unit on Volleyball and Pickleball, and terms such as “rally” and “volley” were introduced. In the beginning of volleyball, students were encouraged to “rally” a beach ball back and forth over the net, as many times as they could. We also discussed the boundaries of a court, and when to let the ball go out of bounds, rather than trying to hit the ball back over the net; thus scoring a point for their team. Pickleball

a game that is similar to tennis, yet played on a smaller court, with a lower net, smaller racquets, and a plastic ball. Pickleball is also similar to tennis in that it is a “lifelong sport” in which people can play most of their lives, allowing them to stay active much longer, unlike most team sports like soccer, basketball, and football. Initially, students were instructed to let the ball bounce before hitting the ball over the net. As we progressed, students were able to “volley” the ball out of the air and back over the net to their opponents. This week’s Physical Education classes also saw the introduction of “Fitness Freeze.” This is when a virtual student picks an exercise for the whole class to perform. For example, Mr. Fells would ask Student “A”, who is at home, to challenge the class to an exercise that students must perform, e.g. 10 burpees. Then Mr. Fells would yell, “Freeze!”, and everyone would have to perform the exercise at the same time. Students at Lincoln School would also have an opportunity to “challenge” those at home to similar exercises!



is



Health classes have focused on Safety, as summer approaches. As pools and beaches begin to open, water safety was discussed. The importance of following rules at the pool, such as “No Diving”, staying away from water when lightning is present, and how to be safe at the beach were just some of the topics covered. Bicycle safety was another important topic that was covered. Mr. Fells and Mr. Mazz want to remind all students, who ride their bikes to school, to follow bicycle safety rules, especially **wearing a helmet!**

Click on the link below to see a quick video showing our students in action!

[PE Video](#)





Mrs. Graves


It is so good to be back at Lincoln School, I missed everyone! I especially missed seeing the children everyday. I am so impressed with how well they are doing with wearing their masks and socially distancing. The parents and the staff have taught them well. Keep up the good work! Please continue to encourage the children to wear their masks and wash their hands often.



Just a reminder, please keep your child home if he or she is sick, and call the school (201-994-1582) to let us know your child will be absent. If your child has had close contact with anyone with Covid, or if a household member is being tested for Covid, please keep your child home. Feel free to call or email me

(egraves@rpschools.net) with any questions or concerns. Again, it is a pleasure to be back! Stay safe, and please consider having your child immunized when the Covid vaccine becomes available for children under 12.

Ms. Graves



In PT, the students have been having fun with May themed activities! In honor of May the 4th, they have battled as Jedi and Siths for their Star Wars workouts. They found their zen with Yoda for some yoga moves! We worked on insect and flower themed gross motor activities and dancing. Some of the students started practicing



their baseball skills! We are winding down, and getting ready to plan our summer fun activities for everyone!

Baby Yoga.





Ms. Kelaher and Mrs. McCullough

The Speech Therapy Department is celebrating Better Speech and Hearing Month! Our in person and remote students continue to work so hard on their speech and language goals, and amaze us all every day! Here are some at-home ideas for May.

Word of the Month: Flower



Language Ideas:

Asking open-ended questions allows children to respond in a variety of ways, instead of a simple “yes’ or “no.” Open-ended questions include who, what, where, when, why, and how questions. Remember modeling the use of open-ended questions is just as beneficial.

Examples of Open-Ended Questions:

- “What are you building?”
- “When do we wash our hands?”
- “Who is at the door?”
- “Where is the duck?”
- “Why did you choose this book?”
- “How are we going to make the castle?”



Language Activities:

- Paint a butterfly with your child. Cut a white piece of paper into the shape of a butterfly, and fold it in half vertically. Have your child paint only the left wing. Talk with your child about the life cycle of a butterfly as you paint. Close the wings and press them together. Open the wings to find a fully painted butterfly! Discuss how this happened (the wings of the butterfly are symmetrical). Look for the other items in your home that are symmetrical.
- Plant a flower or a seed with your child, and talk about the different parts of a flower. Discuss what your flower or seed needs to grow, and how you will nurture it.
- Ask open-ended questions while playing house.
- Take a walk down your street, and ask your child open-ended questions about different spring related items you pass.

Articulation Activities:

- Enjoy any of the above listed activities while incorporating words or phrases with your child’s speech sound. For example, while playing house, if your child is working on s-blends, you can use a spatula to pretend to cook.






Ms. Kelaher and Mrs. McCullough - continued

- Read a favorite book, and point out specific words that have the sound your child is working on. See if they can identify words with their sounds as well. Here are some book ideas:

- *Ladybugs*, written by Gail Gibbons
- *Jack's Garden*, written by Henry Cole
- *The Curious Garden*, written by Peter Brown
- *The Very Hungry Caterpillar*, written by Eric Carle
- *Glasswings: A Butterfly's Story*, written by Elisa Kleven



This Month
in Speech...



School Speech- Language Pathologists Work on:

- **Articulation**
 - Saying different sounds, such as /r/ or /l/.
- **Voice**
 - Focusing on the sound of your voice and remediating vocal abuse such as a hoarse or raspy voice.
- **Stuttering**
 - Targeting strategies for fluent speech.
- **Language**
 - Higher order language skills, vocabulary, grammar, syntax, etc.
- **Pragmatics**
 - Eye contact, turn-taking, peer-to-peer socialization, coping strategies, etc.
- **Augmentative Communication**
 - The use of alternative devices such as picture symbols, sign language, and technology (iPads, etc) to communicate.
- **Phonology/Phonemic Awareness**
 - Pre-reading skills, sound-letter awareness, phoneme segmentation, blending, identification, etc.
- **Executive Functioning**
 - Organization, sequencing, problem solving, etc.

...and so much more!

May is Better Speech and Hearing Month



*There are over 123,000
Speech Language
Pathologists in the
world. Almost half of
them work in the
schools!*

Facts About Speech and Hearing:

- To produce a phrase, about 100 muscles of the chest, neck, jaw, tongue and lips must coordinate.
- The human tongue is made up of 8 muscles. It is one of the most powerful muscles in your body.
- Sound travels at the speed of 1,130 feet per second. That's 770 miles per hour!
- The malleus, incus, and stapes in the ear are the smallest bones in the body.
- Communication disorders affect almost 46 million Americans!





Ms. Molina

SPANISH ALPHABET
Names of Spanish Letters
and How to Pronounce them

A A (‘AH’)	B BE (‘BEH’)	C CE (‘SEH’)	D DE (‘THEH’)	E E (‘EH’)	F EFE (‘EH-FEH’)
G GE (‘GHEH’)	H HACHE (‘AH-CHEH’)	I I (‘EE’)	J JOTA (‘HO-TAH’)	K KA (‘KAH’)	L ELE (‘ELLE-EH’)
M EME (‘EH-MEH’)	N ENE (‘EH-NEH’)	Ñ ENIE (‘EH-NEE-CH’)	O O (‘OH’)	P PE (‘PEH’)	Q CU (‘QOO’)
R ERRE (‘EH-REH’)	S ESE (‘ESEH’)	T TE (‘TEH’)	U U (‘OO’)	V VE (‘VEH’)	W DOBLE U OR DOBLE VE (‘HON-BLEH OO OR FROH- BLEH BEH’)
X EQUIS (‘EH-KEYS’)	Y I CRIGA (‘EE-GREE-EGG-AH’)	Z ZETA (‘SEH-TAH’)			


CanjaConJess.com

¡Hola a todos! - Hello to all! After studying and practicing the Spanish alphabet, the students in Kindergarten and First Grade began practicing "los buenos modales" - good manners. We are practicing using some useful expressions such as: "perdon" (excuse me), "por favor" (please), and "gracias" (thank you). They're also having fun learning some classroom commands, such as "levantate" (stand up) and "sientate" (sit down). ¡Gracias y hasta pronto!




Mrs. Morris

Combining Social/Emotional Learning with STEAM has been the recent focus for Kindergarten and First Grade Enrichment classes. The students heard *Goldilocks and the Three Bears*, by Mara Alperin. In this version of the classic story, the characters' feelings are very clear. We discussed the different perspectives and brainstormed other ways to solve the problems presented in the story. The students then designed and built Goldilocks her very own bed, and baby bear a new chair. The Second Grade Enrichment classes have used Mystery Science videos to act like scientists in the field, and created their own field journals to document the miraculous ways that animals communicate and work together to survive. The Third Grade G & T classes are continuing their Rosie Revere Engineer unit, and will now be designing and building glider planes. Fourth Grade students are diving into the world of Art, creating brochures and teaching each other about famous artists from history. The Fifth Graders are working on our Picture Books for All unit. They are creating the narratives to accompany wordless books. Finally, the Sixth Grade students continue to work on Renewable Energy. Each student has chosen a form of renewable energy, and is creating a multimedia presentation that they will present to our class.




The students then designed and built Goldilocks her very own bed, and baby bear a new chair. The Second Grade Enrichment classes have used Mystery Science videos to act like scientists in the field, and created their own field journals to document the miraculous ways that animals communicate and work together to survive. The Third Grade G & T classes are continuing their Rosie Revere Engineer unit, and will now be designing and building glider planes. Fourth Grade students are diving into the world of Art, creating brochures and teaching each other about famous artists from history. The Fifth Graders are working on our Picture Books for All unit. They are creating the narratives to accompany wordless books. Finally, the Sixth Grade students continue to work on Renewable Energy. Each student has chosen a form of renewable energy, and is creating a multimedia presentation that they will present to our class.





Mrs. Salvatore



Mrs. Salvatore's ESL classes have been working so hard. Kindergarten has completed the alphabet, and we have been working on sight words, especially color words and number words. The First Graders just read "The Bean Seed", with many long 'e' words. We are planting "magic beans" after reading *Jack and the Beanstalk*. Hopefully, there won't be a giant at the top of our beanstalks!

Second Grade is learning about hermit crabs, after reading *House for a Hermit Crab*. **A fun fact:** Sometimes when a new shell turns up, hermit crabs will form a line, biggest to smallest, to see which one fits the new shell. The older students have been learning about syllabication, 'R' controlled vowels, and vowel digraphs, by reading such stories as "Mount Everest", "Johnny Appleseed", and "The Everglades." We learned a lot of interesting facts about the Everglades!



The Ridgefield Park Public Library will be having a Virtual Summer Program called "Tails and Tales" for 1st - 6th Grades. It will last for one month, beginning on June 28th. Call the Children's Library (201-641-0689) to register before June 27th. Prizes will be awarded!

