



LINC LN SCHOOL

NEWSLETTER
Week of March 28, 2022

Dr. Stephen Ferraro
Principal

Phone: (201) 994-1830

Upcoming Events:
April 15th-22nd - No School - Spring Recess



Ms. Garcia and Ms. Husti




The two Pre-K classes welcomed spring with many special activities. Ms. Husti's class did activities, such as painting flowers, and making rainbows with Skittles. Ms. Garcia's class made sparkly shamrocks and "puff ball" flowers! We also loved learning all about the spring baby animals! Both classes

continue to work on their letters, numbers, colors, and shapes. All of the students are sharing their learning through play and conversations. We are very proud of how hard our students have worked this year!





Ms. Lane and Ms. Sinclair



The Kindergarten students continue to learn and play everyday! In ELA, we began working on CVC words. We have been having so much fun in our new CVC centers. As a class, we are learning more and more sight words! The Kindergarteners are also becoming better readers, and moving up on their reading levels. In Writing, we are working on opinion writing! In Math, we

began addition, and soon we will be starting subtraction. In Science, we have been working on our weather unit. Each day we record the weather! We are excited for all the fun activities we will complete in April.



Mrs. Bush

Happy Spring! We are so excited to be seeing some warmer weather, and being able to spend some time outside. Our class has been learning all about weather! We have been spending all month learning about types of weather, temperature, how to dress for the season, and



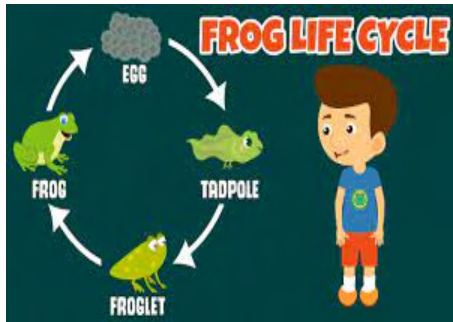
activities we do in spring. We had fun completing different art projects, and activities to hang outside our classroom. In Math, we learned about shapes. We are able to name and describe shapes! We also have

been practicing drawing shapes. Our favorite is using shaving cream to make different shapes. So many sight words and word families have been learned in Reading class. We are getting so good at reading!





Mrs. Davis, Ms. Rapp, and Ms. Jackson



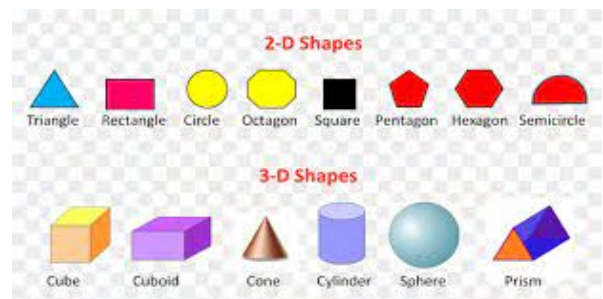
Happy Spring! The children have been learning about the life cycle of frogs, chicks, butterflies, and bees. We are continuing to work on writing narratives. In Reading, we are continuing to focus on our story maps. Children are writing the characters, setting, problem, and solution in a



story. The students enjoyed the visit from Mr. Kilmurray on bus safety. Continue reading each night, and practice weekly sight words.

Mrs. Capazzi

Mrs. Capazzi's students have been hard at work practicing spelling readiness, word, phrase and sentence comprehension, and capitalization and punctuation rules. Students have been



learning all about 2 and 3 dimensional shapes. They especially enjoyed the story "Billy the Bean," as they completed a unit on plant growth in Science. Enjoy the weekend!





Ms. Manzo and Mrs. Olivieri



Second Graders have been very busy writing letters, regrouping, and building connections! Our opinion writing unit is complete. Students wrote letters to the Principal trying to convince him if there should or shouldn't be homework. Their opinions and reasons were very well detailed, and we came up with a compromise! We have now moved into "How To" writing, further developing the importance of facts, details, and descriptions in

non-fiction text. In Math, we have begun 3-digit subtraction with regrouping. Please continue to practice math facts, and the skill of regrouping, at home, to strengthen student understanding. Economics is our new Social Studies unit, where we will be discussing a range of topics. Some topics include needs, wants, goods, services, supply and demand, budget, export and import, saving, and trade. Please be sure to check our Google Classroom for important reminders, updates, and additional resources that relate to class activities or school events.

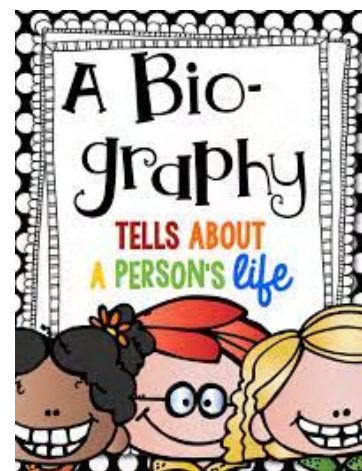


Mrs. Cruz Betesh and Mrs. Houston

Test prep doesn't have to be boring. This week, students designed posters for the hallway donned with test taking strategies. Using visual activities is fun, and helps them to remember these acronyms. It will also help those visiting our hallway. We finished our biography unit, and it was a big hit. Students presented puppet shows of the famous characters



that they read about in their biographies. I am not sure who enjoyed this more, the students, or the teachers. In our interactive read aloud, we explored endangered animals. The students were so moved by this story that they wanted to explore it further. During Science, we visited wwf.org. After exploring the site, the students were adamant that they wanted to do something to help. We created a bucket, where they have been collecting their spare change. Each time we collect \$25.00,



we will virtually adopt an endangered animal. The children will vote to decide which animals will be adopted. They even took it upon themselves to create persuasive posters, so that others would choose their animal choice .





Mr. Alkhazov

Division Tables				
$0 \div 1 = 0$ $1 \div 1 = 1$ $2 \div 1 = 2$ $3 \div 1 = 3$ $4 \div 1 = 4$ $5 \div 1 = 5$ $6 \div 1 = 6$ $7 \div 1 = 7$ $8 \div 1 = 8$ $9 \div 1 = 9$	$0 \div 2 = 0$ $2 \div 2 = 1$ $4 \div 2 = 2$ $6 \div 2 = 3$ $8 \div 2 = 4$ $10 \div 2 = 5$ $12 \div 2 = 6$ $14 \div 2 = 7$ $16 \div 2 = 8$ $18 \div 2 = 9$	$0 \div 3 = 0$ $3 \div 3 = 1$ $6 \div 3 = 2$ $9 \div 3 = 3$ $12 \div 3 = 4$ $15 \div 3 = 5$ $18 \div 3 = 6$ $21 \div 3 = 7$ $24 \div 3 = 8$ $27 \div 3 = 9$	$0 \div 4 = 0$ $4 \div 4 = 1$ $8 \div 4 = 2$ $12 \div 4 = 3$ $16 \div 4 = 4$ $20 \div 4 = 5$ $24 \div 4 = 6$ $28 \div 4 = 7$ $32 \div 4 = 8$ $36 \div 4 = 9$	$0 \div 5 = 0$ $5 \div 5 = 1$ $10 \div 5 = 2$ $15 \div 5 = 3$ $20 \div 5 = 4$ $25 \div 5 = 5$ $30 \div 5 = 6$ $35 \div 5 = 7$ $40 \div 5 = 8$ $45 \div 5 = 9$
$0 \div 6 = 0$ $6 \div 6 = 1$ $12 \div 6 = 2$ $18 \div 6 = 3$ $24 \div 6 = 4$ $30 \div 6 = 5$ $36 \div 6 = 6$ $42 \div 6 = 7$ $48 \div 6 = 8$ $54 \div 6 = 9$	$0 \div 7 = 0$ $7 \div 7 = 1$ $14 \div 7 = 2$ $21 \div 7 = 3$ $28 \div 7 = 4$ $35 \div 7 = 5$ $42 \div 7 = 6$ $49 \div 7 = 7$ $56 \div 7 = 8$ $63 \div 7 = 9$	$0 \div 8 = 0$ $8 \div 8 = 1$ $16 \div 8 = 2$ $24 \div 8 = 3$ $32 \div 8 = 4$ $40 \div 8 = 5$ $48 \div 8 = 6$ $56 \div 8 = 7$ $64 \div 8 = 8$ $72 \div 8 = 9$	$0 \div 9 = 0$ $9 \div 9 = 1$ $18 \div 9 = 2$ $27 \div 9 = 3$ $36 \div 9 = 4$ $45 \div 9 = 5$ $54 \div 9 = 6$ $63 \div 9 = 7$ $72 \div 9 = 8$ $81 \div 9 = 9$	$0 \div 10 = 0$ $10 \div 10 = 1$ $20 \div 10 = 2$ $30 \div 10 = 3$ $40 \div 10 = 4$ $50 \div 10 = 5$ $60 \div 10 = 6$ $70 \div 10 = 7$ $80 \div 10 = 8$ $90 \div 10 = 9$

The 3rd Graders have been working hard, practicing their multiplication and division facts! In Reading, we continue our nonfiction unit, this time focusing on what deserts are like, and how desert animals survive. The boys will be ending this

reading unit by drawing pictures of their favorite desert animals, with a caption stating what the animal's special trait is, to help it survive in such difficult conditions!

